

**MEXICO**  
**INDUSTRY** SGICP®  
EL MEDIO INFORMATIVO DE LA INDUSTRIA MANUFACTURERA

INVEST IN  
**QUERETARO**

[www.mexicoindustry.com](http://www.mexicoindustry.com)

QUERETERO

# STRATEGIC LOCATION



United States of America

Total Territorial  
Surface

**11,755 KM<sup>2</sup>**



# QUERETERO DEMOGRAPHIC PROFILE

## 18 MUNICIPALITIES CAPITAL CITY QUERETARO

Total Population  
**2,130,558**  
INHABITANTS



### POPULATION DISTRIBUTION

**888,116**  
ECONOMICALLY ACTIVE  
POPULATION



# QUERETERO ROAD CONNECTIVITY

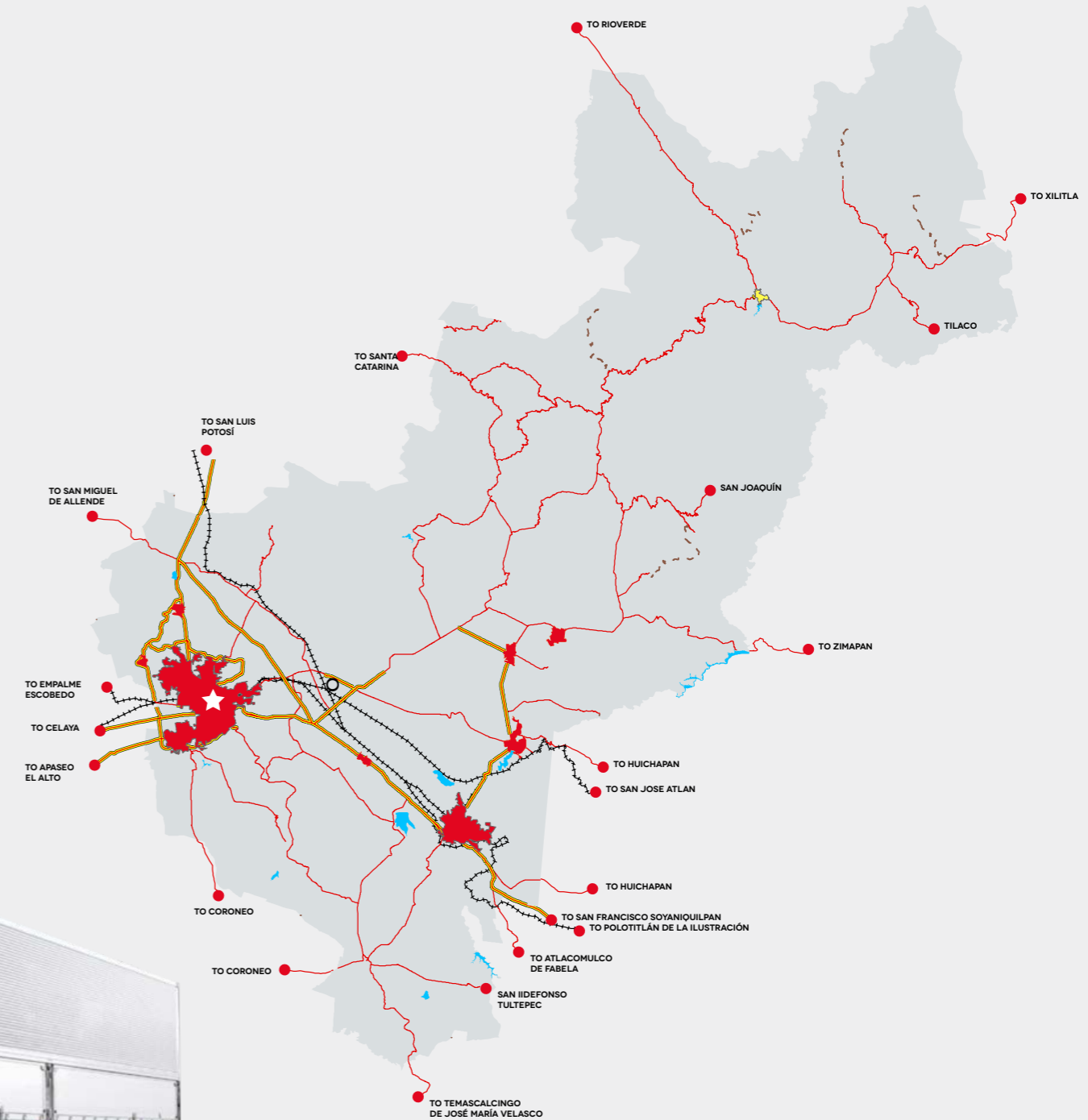
—●— Roads and highways

FEDERAL: **646 KM.**  
STATE: **1,105 KM.**  
RURAL ROADS: **1,872 KM**

Linking  
Economic and  
Geographic  
Regions

## DISTANCE FROM QUERETARO TO:

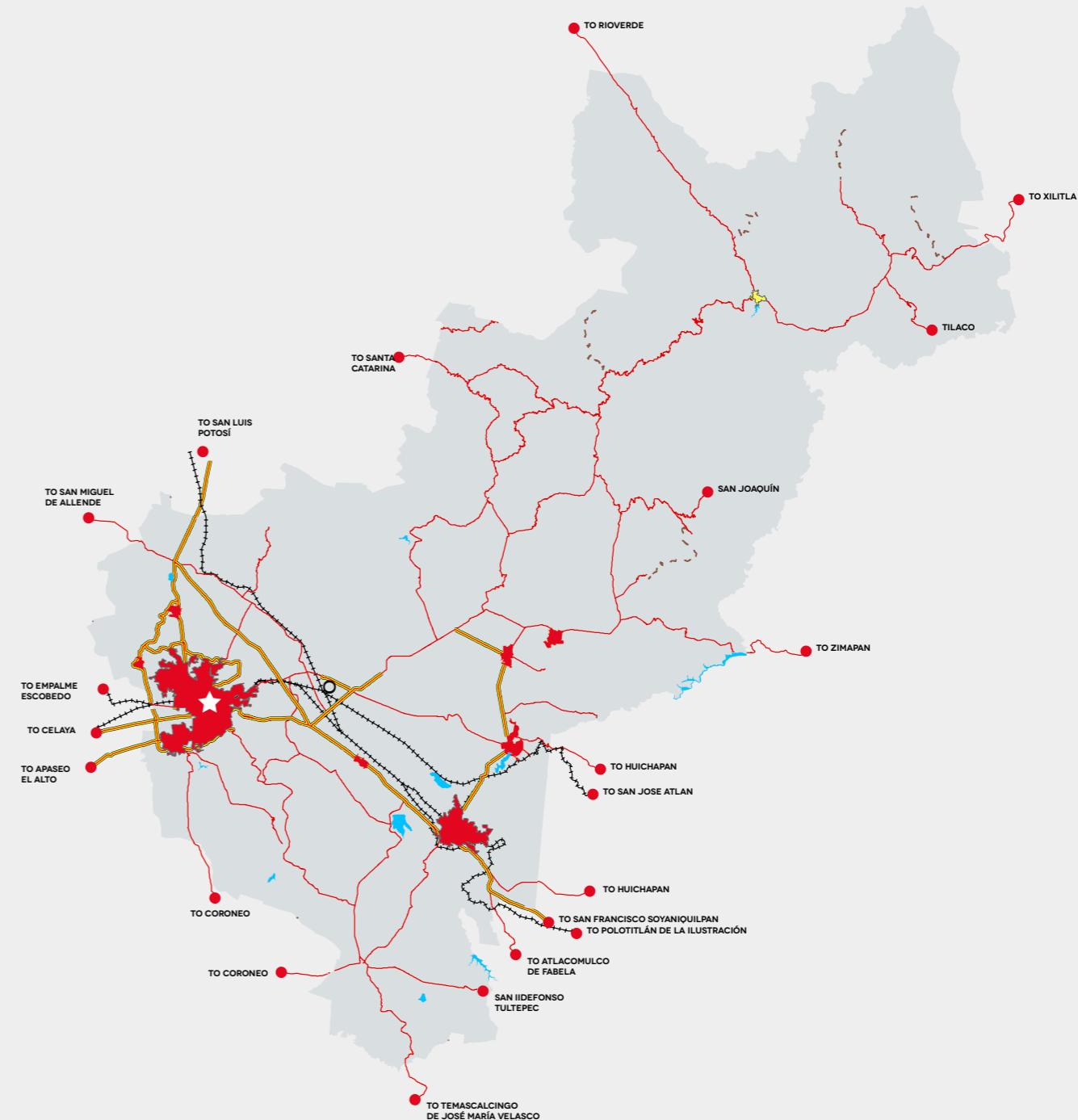
MEXICO'S MAIN CITIES	KM	MILES	MEXICO'S MAIN CITIES	KM	MILES
Aguascalientes, Ags.	287	178	Atlanta, GA.	2,678	1,664
Cd. Victoria, Tam.	524	325	Chicago, IL.	3,169	1,969
Chihuahua, Chih.	1,234	767	Cleveland, OH	3,515	2,184
Guadalajara, Jal.	349	217	Dallas, TX.	1,611	1,001
Guanajuato, Gto.	149	92	Detroit, MI.	3,521	2,188
Mexico City	217	135	Houston, TX.	1,403	872
Monterrey, NL.	707	439	Los Angeles, CA.	2,728	1,695
Nuevo Laredo, Tam.	916	571	New York, NY.	4,020	2,498
Reynosa, Tam.	850	528	Saint Louis, MO.	2,625	1,631
Saltillo, Coah.	639	397	San Antonio, TX.	1,173	729
San Luis Potosí, S.L.P.	212	132	San Francisco, CA.	3,342	2,077
Tijuana, B.C.N.	2,578	1,602	Seattle, WA.	4,346	2,700



# QUERETERO RAILROAD CONNECTIVITY

**512 KM.** of railways lines  
Trunk and branches **387 KM.**  
Secondary **68 KM.**  
Special **22 KM.**

||||| RAILROAD



# QUERETERO AIR CONNECTIVITY

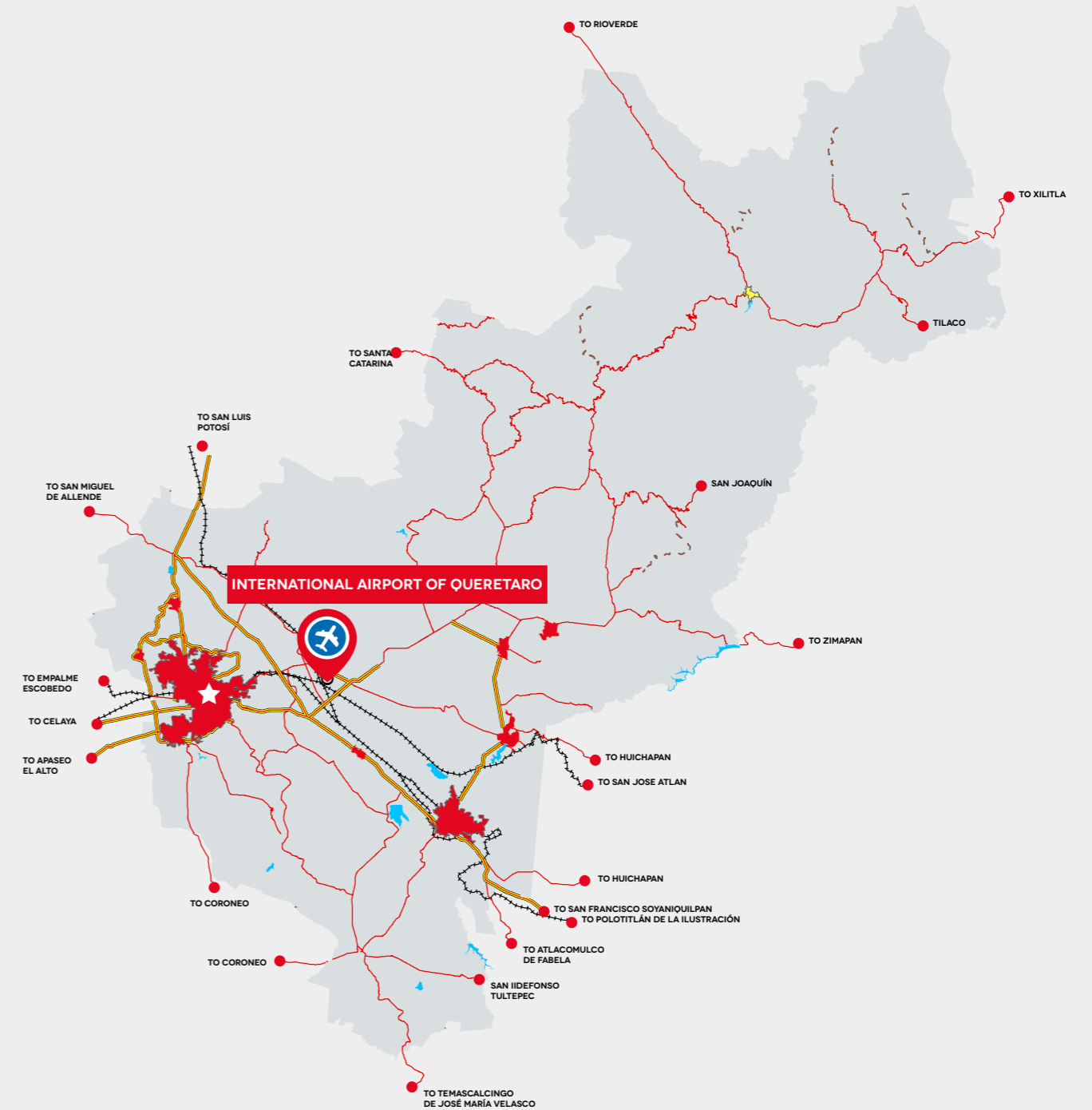

## 1 INTERNATIONAL AIRPORT

COMMERCIAL USE & CARGO



INTERNATIONAL AIRPORT OF  
**QUERETARO**  
COMMERCIAL USE & CARGO

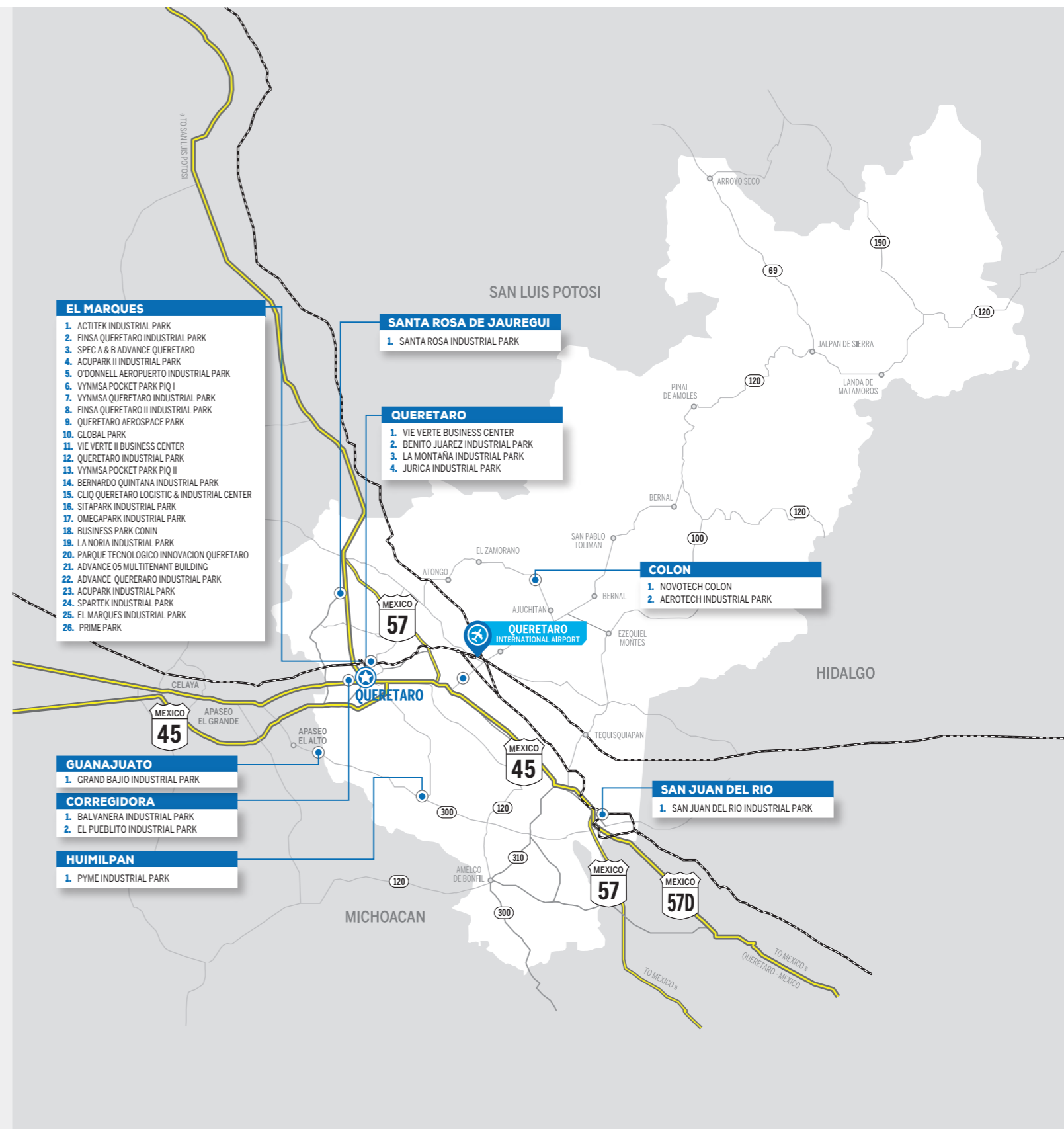
**7** AIRLINES



# QUERETERO INDUSTRIAL PARKS



**45** INDUSTRIAL PARKS



QUERETARO  
**HEALTH SERVICE**



**387** hospitals  
private & public

**322**

Public

**65**

Private



**451**  
hospital beds



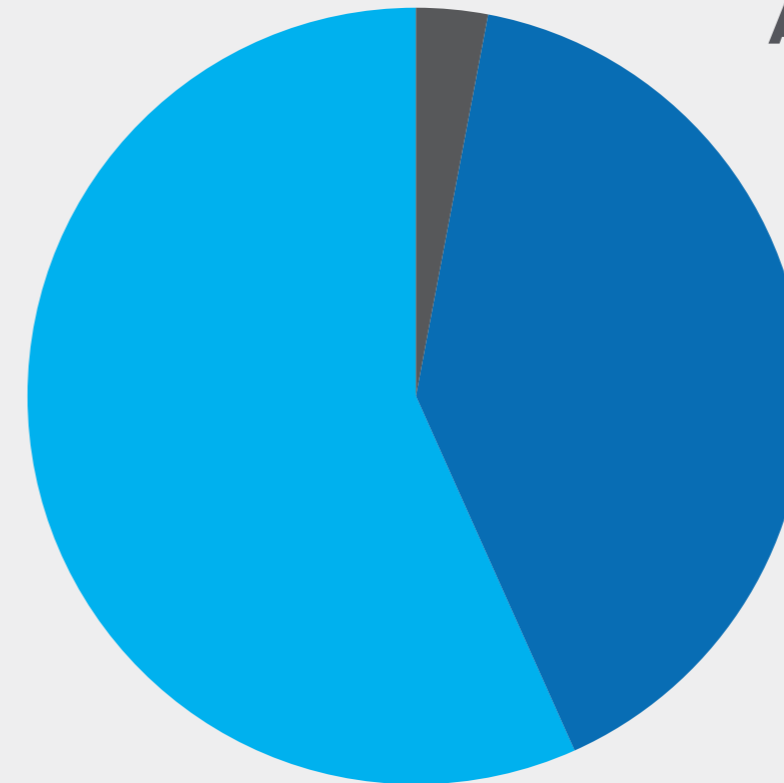


# QUERETERO GROSS DOMESTIC PRODUCT



**413,808**  
MILLIONS OF  
DOLLARS

**58%**  
TERTIARY  
ACTIVITIES



**2%**  
PRIMARY  
ACTIVITIES

**40%**  
SECONDARY  
ACTIVITIES

QUERETERO

# FOREIGN DIRECT INVESTMENT

QUERETARO RECEIVED **1,203.3 MILLION DOLLARS** IN FOREIGN DIRECT INVESTMENT (FDI) IN 2019



**22%**

Other Activities

**5%**

Information in mass media

**6%**

Financial and insurance services

**6%**

Services professionals, scientists and technicals

**12%**

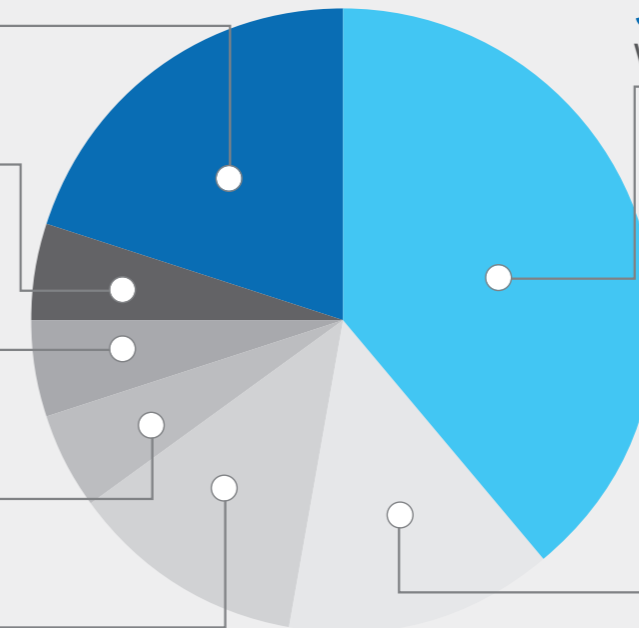
Transport, mail and storage

**34%**

Wholesale and retail trade

**15%**

Real Estate and Rental and Leasing



**43%**



**27%**



**10%**



**6%**

**OTHERS**

**14%**

# QUERETERO INDUSTRIAL MAIN SECTORS

The manufacturing industry generates the largest amount of foreign direct investment in Queretaro during 2019, as well as the value of production and exports, which caused a positive effect in other economic sectors of the region.



**AUTOMOTIVE**



**FOOD  
INDUSTRY**



**CHEMICAL**

**H.E. Petsche Co.**

**MEGGITT**



**AERnova**



**bosal**

**CNH**

**TRW**



**mabe**

**SAMSUNG**

**emz**  
smart solutions

**DAEWOO**  
ELECTRONICS

**bticino**

# QUERETERO EDUCATIONAL PROFILE



# 139,630 STUDENTS

WITH COMPLETED STUDIES FROM OF ENGINEERING, MANUFACTURING AND CONSTRUCTION IN MEXICO, **4,937** ARE FROM QUERETARO.

## HIGHER TECHNICAL SCHOOL POPULATION 2018 - 2019

STUDENTS	ENROLLMENT	GRADUATES
Administration and business	20,791	3,979
Agronomy and veterinary	904	122
Arts and Humanities	3,956	580
Health Sciences	7,574	1,087
Natural sciences, mathematics and statistics	2,019	391
Social sciences and law	12,750	2,280
Education	4,842	1,043
Engineering, manufacturing and construction	24,581	4,937
Services	1,732	356
Technology of the information and communication	4,250	948
<b>TOTAL</b>	<b>83,399</b>	<b>15,723</b>

## UNDERGRADUATE POPULATION - POSTGRADUATE 2018 - 2019

FUENTE: ANUIES, 2019

STUDENTS	ENROLLMENT	GRADUATES
Administration and business	1,847	639
Agronomy and veterinary	35	14
Arts and Humanities	231	56
Health Sciences	611	189
Natural sciences, mathematics and statistics	321	119
Social sciences and law	1,213	523
Education	725	243
Engineering, manufacturing and construction	689	205
Services	6	3
Technology of the information and communication	105	39
<b>TOTAL</b>	<b>5,780</b>	<b>2,033</b>



**MEXICO**  
**INDUSTRY** SGICP®

EL MEDIO INFORMATIVO DE LA INDUSTRIA MANUFACTURERA

INVEST IN  
**QUERETARO**



[www.mexicoindustry.com](http://www.mexicoindustry.com)